



# Science - Animals




# Note to parents

Our topic this term in science is animals. Use the PowerPoint to recap the groups of animals (reptile, mammal, amphibian, bird and fish) with your child. There are pictures on the slides to show which animals are part of that group. Slide 9 has some pictures of British animals you can discuss these with your child and then check if they can name some British animals.

Children then to draw and label **one** mammal and a barn owl (a British bird).


# Reptile

Reptiles are cold blooded animals. They live on land and in water. Reptiles have scales, ear holes and dry skin. They lay eggs on land.



# Mammals

Mammals are warm-blooded. They live on land and in water.  
Mammals have hair or fur. They give birth to live babies which drink their mother's milk.



# Amphibian

Amphibians are cold-blooded. They live on land and water. Amphibians have moist skin and webbed feet and lay eggs.




frog



salamande

# Bird

Birds are warm-blooded. They live on land and water. They have feathers (unique to birds), wings and a beak. They also lay eggs.



# Fish

Fish are cold-blooded and live in water. They have fins to move and gills to breathe underwater. Fish lay eggs (in water).



Clown Fish




Neon Tetra

# British animals

Can you name some  
British animals?

These animals live in the UK and are British animals.






# Task 1 – Draw and label a mammal.


## Can you draw and label a mammal?

Choose **one** of the mammals (a rabbit, dog, lion or human) to draw and label. Show your child where each of the features are on their chosen animal. They can then draw and label their chosen animal.

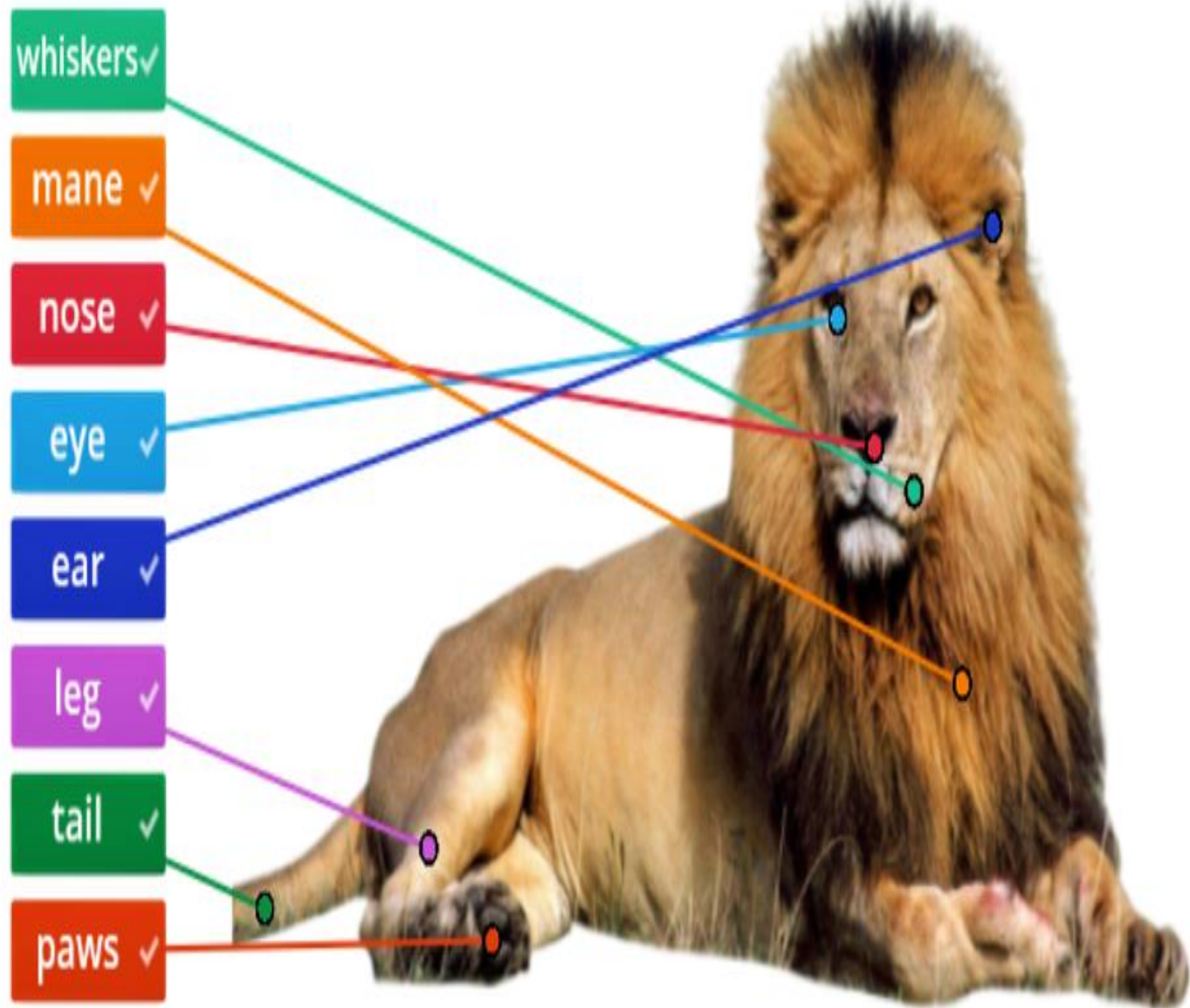
# Rabbit



# A Dog



# Lion



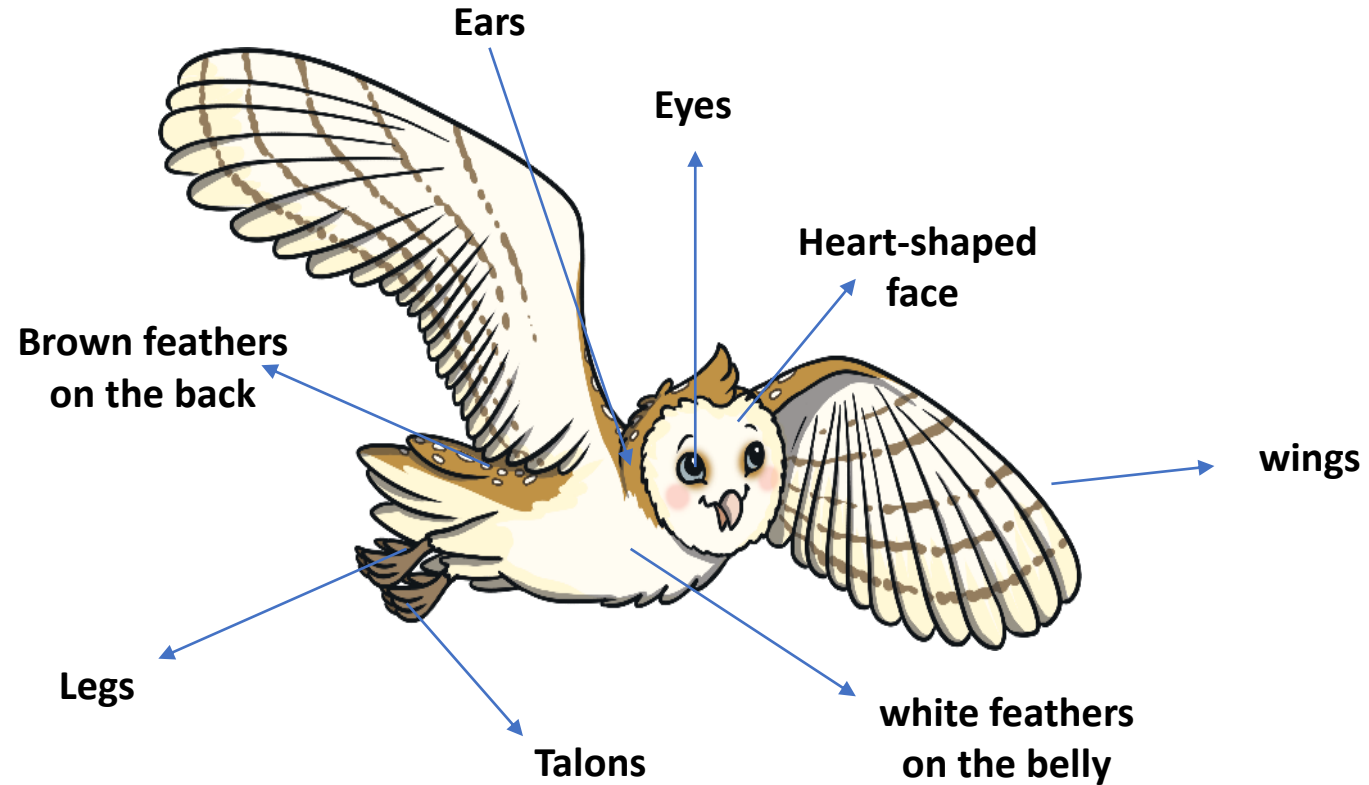
# Human



## Task 2 – Label a British bird

- A barn owl is a British bird. Using the barn owl diagram on the next slide, show your child the different features of a barn owl and where they are on their body.
- Children to then draw their own barn owl and label it or they can label the diagram provided.

# Parts of a barn owl



Word bank:

eyes

ears

legs

heart shaped face

brown feathers on back

wings

white feather on belly

talons

